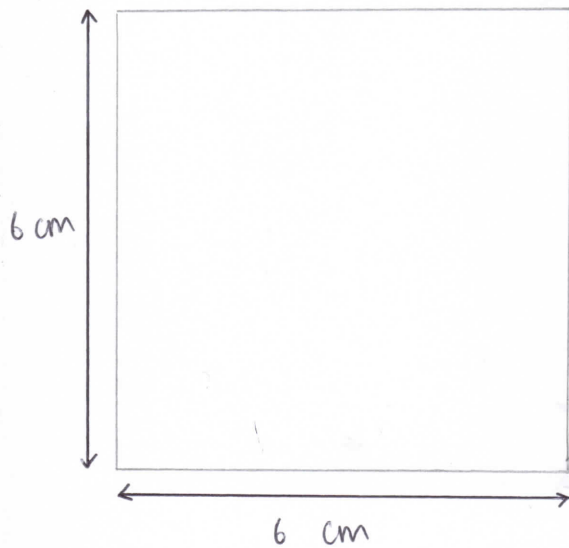


示範如何畫出點點紙

How to draw a Dot paper?

- 需要 Need :
- 1) 鉛筆 Pencil
 - 2) 間尺 Ruler
 - 3) 橡皮擦 Eraser

Step 1



畫一個正方形 Draw a square.

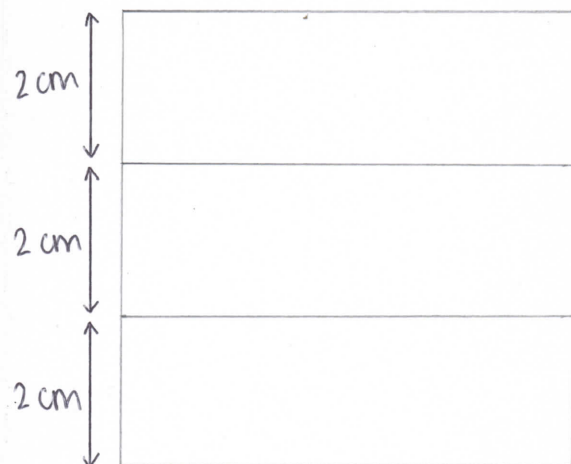
如 If :

4 點 four dot : 畫 Draw 6×6 cm

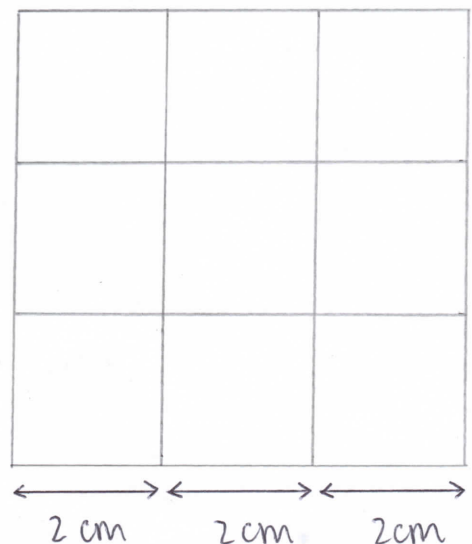
5 點 five dot : 畫 Draw 8×8 cm

6-7 點 6-7 dot : 畫 Draw 12×12 cm


Step 2




Step 3



Step 4



Step 5



用橡皮擦擦去線條。
Use eraser to erase the lines.

完成! ~
Finish! ~